

Fire Escape Route – Histology and IHC Lab and Residents Room



Take Staircase 11 (near Histo Reception) down to Level 1



Turn left when exit from Staircase 11



Turn right when you see Diagnostic Imaging



Pass through Rehab Centre



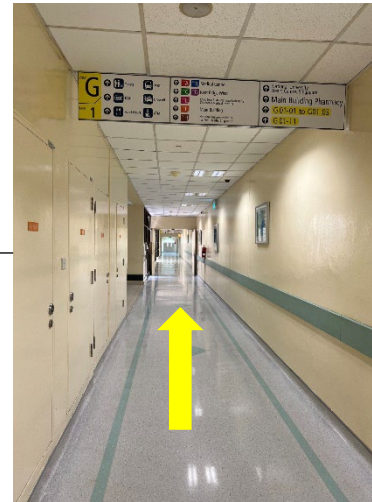
Turn right at the end of Rehab's corridor




Proceed to Assembly Area Carpark A for attendance taking




Exit to Ambulance Parking Bay



Go straight until you see Ambulance Parking Bay on your left




Turn right when you see Medical Social Work




Pass through the exit door and turn left


Fire Escape Route – Pathology Admin Office & Special Histo Lab



Take Staircase 5 (beside Department of Anesthesia) down to Level 1



Turn left when exit from Staircase 5



Turn right when exit from Staircase 5



Proceed to Assembly Area Carpark A for attendance taking



Exit to Ambulance Parking Bay

Fire Escape Route – Reporting Office, Cytology Room, Conference Room



Conference Room



Turn left, walk till the end and turn right

OR



Cytology Room & Lab, Reporting Office


Turn left, exit through the door



Walk straight, exit through Staircase 7 to level 1 (Behind Lift Lobby F3)



Proceed to Assembly Area Carpark A for attendance taking



Turn left and walk through the Pharmacy, towards Taxi Stand



Walk straight, when exit from Staircase 7, towards ATM machines

